




ENISCOPE®

Professional Real-Time
Energy Monitoring

Delivering Up To **43% Savings**



[SWITCH ON TO EFFICIENCY]


best.energy

A Complete System

STAGE 1 >

How can you control, reduce and eliminate your 'invisible' energy waste?

Energy is invisible in use, so it's easy to waste it. With Eniscope, your energy use is visible – making it easy to save!



The hardware element of an Eniscope System starts with Advanced Metering to accurately capture your critical energy data... whether at building, department, circuit or equipment level. This information is collected in real-time by the Data Gathering component of the system and delivered locally and over the web via a stunning range of real-time energy displays.

Our results testify that seeing your live energy consumption disaggregated into its key components empowers you to cut costs, reduce your carbon footprint and maintain those results over time.

*Eniscope reads, records and displays information from any connected pulse meters

Customer Comments

"We've had the Eniscope for about a month and I've been able to save 43% of energy costs"

CHIEF ENGINEER
BETHUNE UNIVERSITY
USA

Key Benefits:

ACCURATE

Class 1 metering can monitor up to 8 three-phase channels per unit

CENTRAL CONTROL

Monitor Electricity, Gas* & Water*... Everything you need in one convenient location

WEB-BASED

No software required. Use any web-browser from any location

SCALABLE

Add more meters or new Eniscope compatible devices at your convenience

PLUG & PLAY

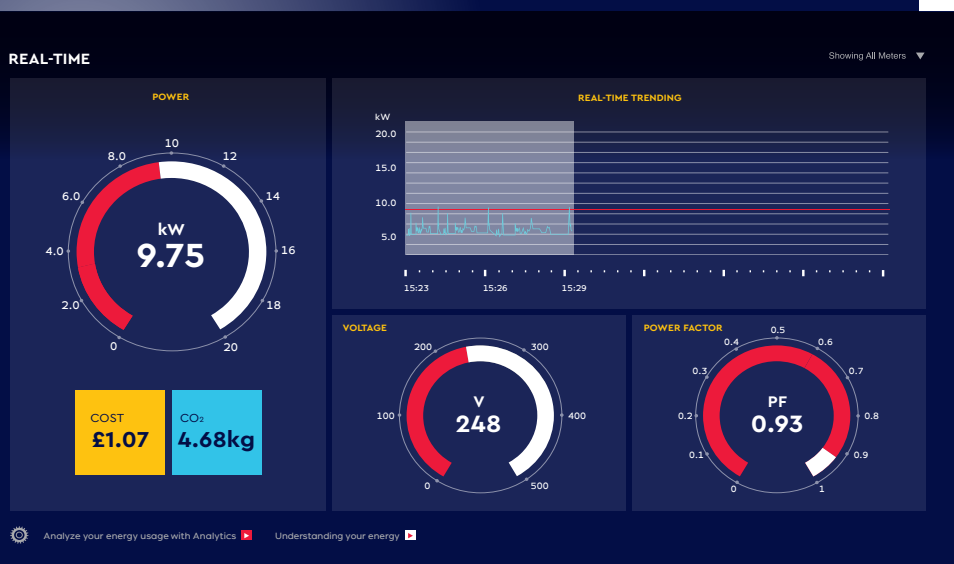
Simple installation supported by free remote upgrades

Real-Time Monitoring

STAGE 2 >

How can you be sure which strategies are working best?

Working out where you've wasted energy from a monthly bill is impossible! Eniscope's real-time data puts a stop to energy waste immediately.



Eniscope's real-time data does what your utility bill can't - it shows you exactly where your energy is going, second-by-second. Make a change and the results are immediately obvious. That means you can test new strategies and new retrofit energy saving equipment and know immediately whether they're having an impact.

Companies all around the world are monitoring individual pieces of equipment, isolating energy leaks, exposing energy abusers and verifying their energy saving strategies - all in real-time.

* SMS alerts are the responsibility of the end user and will require the purchase of a separate email to SMS service from a local provider. Each SMS will be charged at the current rate agreed by you and your service provider.

Customer Comments

"Eniscope has reduced our night hours consumption by 87%. This represents a saving of €4743.24 per year just on out-of-hours costs"

E-LEARNING CENTRE
IRELAND

Key Benefits:

FASTER

Genuine real-time performance delivers real-time savings

ALERTS

Email & SMS* alerts prevent excessive use and supply penalties

VERIFICATION

Use it to check the claims of energy saving products & equipment

POWER TRENDS

Real-time graphing reveals your pattern of consumption

MOBILE

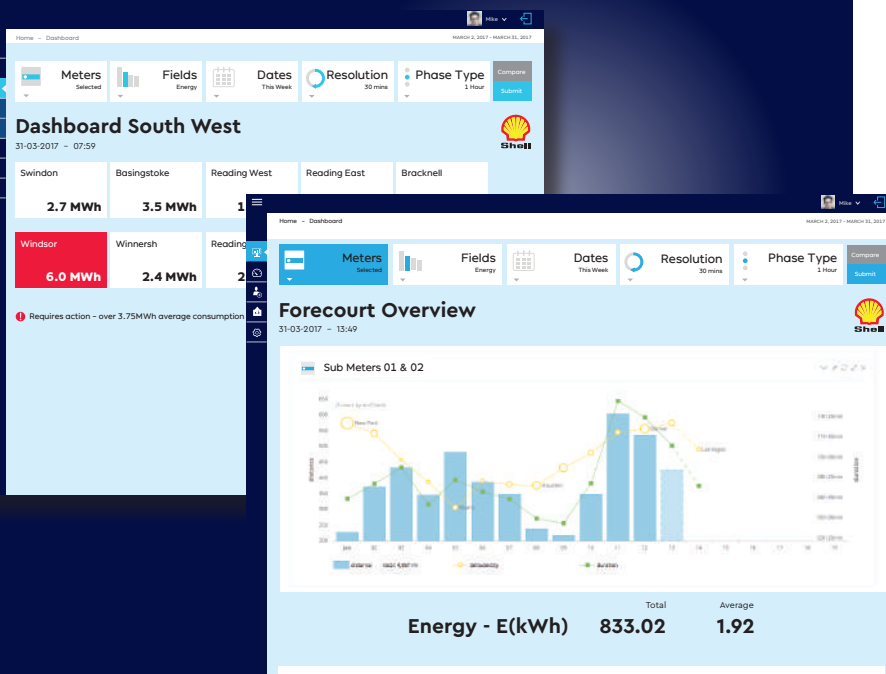
Check your performance on the move with our smart phone app

Energy Analytics

STAGE 3 >

How can you calculate how much energy, money and carbon you are saving?

All the information you need in an easy to understand format... your virtual energy manager, available 24 hours a day.



Enscope Analytics is a web-based, energy diagnostics tool that gives you rich insights into your 'historical' energy consumption and the health of your power supply. Intelligent, flexible & easy to use... making energy information highly accessible and simple to understand.

Using your favorite web browser, you can do a detailed energy analysis on any equipment, in any building, in any country, at any time... and all from the comfort of your PC or mobile device.

Customer Comments

"I can say with confidence Enscope is the most innovative solution we've seen. The advances already made in designing a small, powerful and very easy to install product puts you at the forefront of the market"

HEAD OF ENERGY
NG BAILEY

Key Benefits:

COMPARE

See numerous meters on the same performance chart

ITEMIZE

View consumption by building, department, circuit or machine

PLAN

Cost tracking in any currency with spending forecasts

PREVENTION

Monitor power quality to avoid maintenance & safety issues

REPORTS

Daily email reports show improvements and expose weaknesses

Public Display

STAGE 4 >

How can you demonstrate your corporate commitment to energy conservation?

Creating awareness through beautifully designed displays... saving energy has never been this easy or looked this good



An Eniscope System can also power a range of stunning Real-time Energy Displays. These displays can be strategically positioned around your building to create awareness among the occupants as to how energy is being used and provide the incentive to change their behaviour because the benefits can be seen in real-time.

Displays can include features like league tables, which promote competition between staff members or between sites in a multi-site estate.

Customer Comments

"We are now convinced that Eniscope is an effective tool which can be used in controlling wasted energy"

C. SPENCER
CHIEF ENGINEER,
HOLIDAY INN CARIBBEAN

Eniscope at Nando's

Nando's have rolled Eniscope out across every one of their restaurants in India, with a view to changing the wasteful behaviour of their staff. Using no further energy saving technologies, but a strong program of awareness and incentives - they are saving on average 21.20% per store. Rising to 38.7% in the best store! That's the power of staff engagement.

Renewable Energy

STAGE 5 >

How can you showcase your renewable energy solutions?

Demonstrate the effectiveness of alternative power generation... your corporate commitment to a greener planet



If you are interested in renewable energy solutions such as solar panels or wind turbines, the Eniscope System has the ability to showcase their performance... in real-time. This is perfect for educational or promotional purposes because it demonstrates visually the effectiveness of alternative power generation... something which up until now has been difficult to do.

We know renewable energy usually involves considerable investment. Our real-time displays ensure that you and the people that use or visit your building can appreciate the benefits of this investment in a highly meaningful & engaging format.



Approvals may vary depending on model.

Customer Comments

“Eniscope has saved us 38% of our costs which is almost a 1-year payback.”

ROBERT JOHNSON,
CEO COQUINA
OFFICE PARK, USA

So Who Is Using Eniscope?

